



NEW STUDENT ONLINE ENROLLMENT - FAMILY GUIDE

New Student Online Enrollment (NSOE) allows you the convenience of initiating the enrollment process of your student from any computer, at any time.

PLEASE FOLLOW THE STEPS BELOW as they relate to your current status with the Pullman School District, i.e. currently have children in the district or new to the Pullman School District.

Already have a student in the district?

Log into your Family Access Account and select the **New Student Online Enrollment** tab that is located in the left hand column in Family Access. Skip to step # 2 below.

[New Student Online Enrollment – I already have a Family Access Account](#)

New to the District?


Click the link below to create an account.

[New Student Online Enrollment – I don't have a Family Access Account](#)

VIDEO:
[New Student Online Enrollment](#)

VIDEO:
[Registrando Nuevos Estudiantes](#)

STEP 1: ACCOUNT REQUEST – NEW FAMILIES ONLY

- Click the  [Enroll my Student- I don't have a Skyward Family Access Account](#) button that can be found on our district website under 'Enrollment' or click the link above under 'New Student Online Enrollment – I don't have a Family Access Account.' This link will take you to the New Student Online Enrollment: Account Request screen (as seen below): **ONLY parents/guardians NEW TO THE DISTRICT** fill out this account request page. Enter information in the above screen and then at the bottom, select "Click here to submit Account Request."

Online Enrollment Access

New Student Enrollment: Account Request

This form is the first step to enrolling your new student online. Complete it to request an account that you will use to log in to a secure Online Enrollment system. Complete required fields to request an account to enroll your student(s).

For any family that DOES NOT have a child currently attending ANY SCHOOL within the Pullman School District:

- Please follow the instructions below and complete this electronic form to request an enrollment account.
- If you **DO** have an email address, please enter it where provided – an email will be sent to you with a temporary password.
- If you **DO NOT** have an email address or Skyward already recognizes your email address, please check "I don't have an email" and enter your desired login name. A temporary password will be displayed immediately in a pop-up – [this will be your only notification of your password so please make a note!](#)

For ALL families with children currently attending ANY SCHOOL within the Pullman School District:

- DO NOT** fill out the electronic request form below – you **MUST** access enrollment through your Skyward Family Access Account.
- ALL** families with children currently attending school in the Pullman School District **ALREADY HAVE** a Skyward account.
- If you have never signed in or do not know your user login ID/Password, please proceed to the [New Student Account Recovery](#) page and select "Forgot Login Password" to get an email account reset link.
- If you are unable to obtain a password reset to your personal email address, please contact the District Office by phone at (509) 332-3581 or by email at enrollment@psd267.org to obtain login and password information.

For K-5 students, students are initially assigned to an attendance area school based on where the student lives. Use our "Find My School" address lookup tool and find attendance area maps here: "Find my school" application.

Enter the name of the legal parent/guardian of the student you want to enroll:

*Guardian Legal First Name:

*Guardian Legal Last Name:

Guardian Legal Middle Name:

Guardian Legal Name Prefix: Guardian Legal Name Suffix:

Guardian contact information:

I don't have an email

* Guardian Email Address:

* The Other Email Address:

* Guardian Primary Phone Number:

Complete the security dialog:

I'm not a robot

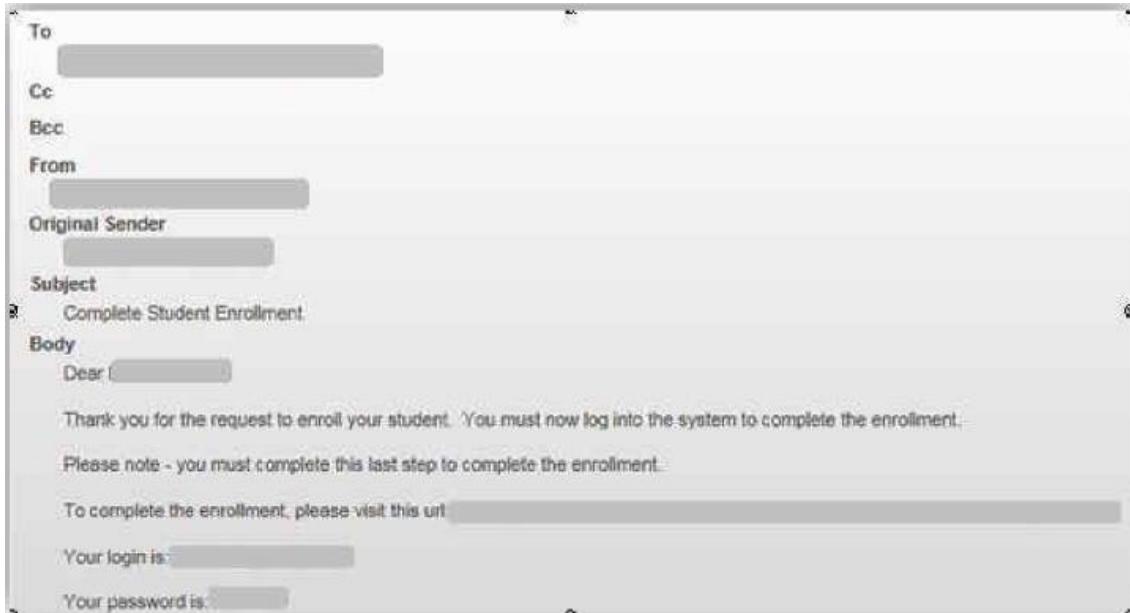
AdSense (*) denotes a required field

[Click here to submit Online Enrollment Account Request](#)

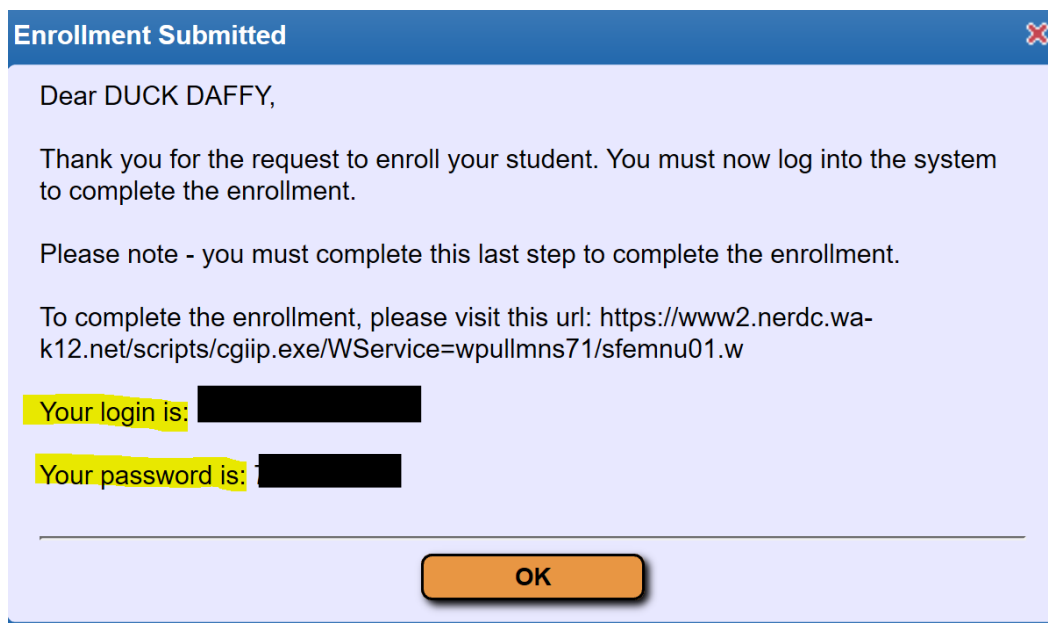
Click here to submit your account request.

If you have any questions regarding you're the Online Enrollment Application portal or transfer information please contact the District Office at (509) 332-3581 or by email at enrollment@psd267.org.

2. **IF YOU HAVE AN EMAIL ADDRESS:** This request generates a temporary account only linked to Skyward Enrollment Access – not to be confused with Family Access. The Family Access account information is generated and emailed upon completion of the enrollment application. **The account creation email for Skyward Enrollment Access will contain a link, Login ID, and Password to access the New Student Online Enrollment Portal.**



3. **IF YOU DO NOT HAVE AN EMAIL ADDRESS:** Please check “I don’t have an email” and enter your desired login name. A temporary password will be displayed immediately in a pop-up. **THIS WILL BE YOUR ONLY NOTIFICATION OF YOUR PASSWORD SO BE SURE TO MAKE A NOTE OF IT.**



If you have any questions regarding you're the Online Enrollment Application portal or transfer information please contact the District Office at (509) 332-3581 or by email at enrollment@psd267.org.

4. If you provided an email address follow the link in the email and enter the login and password to gain access to the New Student Online Enrollment: Application Form or enter your desired login and temporary password if you did not provide an email address. The login area needs to be 'ENROLLMENT ACCESS.'

SKYWARD®
PULLMAN SCHOOL DISTRICT

Login ID:

Password:

Sign In

Forgot your Login/Password?

05.20.02.00.05

Login Area: Enrollment Access ▼

STEP 2: ONLINE ENROLLMENT APPLICATION CURRENT FAMILIES ONLY

For ALL families with children currently attending ANY SCHOOL within the Pullman School District:

- **DO NOT** fill out the electronic request form below – you **MUST** access enrollment through your [Skyward Family Access Account](#)
- **ALL** families with children currently attending school in the Pullman School District **ALREADY HAVE** a Skyward account.
- If you have never signed in or do not know your user Login ID/Password, please proceed to the [Skyward Family Access Account](#) page and select 'Forgot Login/Password' to get an email account reset link.
- If you are unable to obtain a password reset to your personal email address, please contact the District Office by phone at (509) 332-3581 or by email at enrollment@psd267.org to obtain login and password information.
- The 'New Student Online Application' tab can be found on the left hand column once you are logged into your Family Access account.

If you have any questions regarding you're the Online Enrollment Application portal or transfer information please contact the District Office at (509) 332-3581 or by email at enrollment@psd267.org.

STEP 3: COMPLETING THE ONLINE ENROLLMENT APPLICATION

Asterisk (*) denotes a required field Please Note: Only one step may be edited at a time

Step 1: Student Information [Edit](#) [View Only](#)

Step 2: Family/Guardian Information [Edit](#) [View Only](#)

Step 3: Emergency Contact Information [Edit](#) [View Only](#)

Step 4: Requested Documents [Edit](#) [View Only](#)

1. Fill in the **STUDENT INFORMATION**. Fields denoted with an * require input or the application will not submit.

Asterisk (*) denotes a required field Please Note: Only one step may be edited at a time

Step 1: Student Information [Edit](#) [View Only](#) [Save](#) [Save and Collapse Step](#)

* Last Name: * First Name: Middle Name:
 Name Suffix: Name Prefix: Nickname: * Gender:
 * Date of Birth: Age: Birth City: Birth State:
 * Birth Country: Birth County:
 Home Email:
 Does student live within this school district?
 * Federal/State Ethnicity: None Selected (Select Federal/State Ethnicity)
 * State Race: None Selected (Select State Race)
 * Language Spoken Most: * Native Language:
 * Language Spoken at Home:
 * Military Family Status:
 Has student attended a state school? Has student attended this district previously?
 Previous School District: School in the District Student Previously Attended:
 You are enrolling your student into the Next School Year (2020 - 2021)
 First Day of School (08/26/2020) * Expected Enrollment Date:
 * Expected Grade Level: * Expected School to Enroll into: [Click to view the district boundary map](#)
 I authorize this student's information to be distributed for the purposes of Military usage [?](#)
 I authorize this student's information to be distributed for the purposes of Higher Ed usage [?](#)
 Additional Information: (on the Student for the District)
 Maximum characters: 5000, Remaining characters: 5000

2. Fill in the **FAMILY/GUARDIAN INFORMATION**. Fields denoted with an * require input or application will not submit.

Step 2: Family/Guardian Information [Edit](#) [View Only](#) [Save](#) [Save and Collapse Step](#)

Enter Information for the Primary Guardian and the Family this Student lives with

Enter Information for the Family this Student lives with

* Primary Phone: (509) 123-4567 Should the District keep this number confidential?
 * Family Home Language:
 Print Hard Copy Report Cards
 House #: Direction: Street Name: Apartment:
 * Home Address: P.O. Box: Address 2: City: State: Zip Code:
 Should the District keep this address confidential?
 Mailing Address: (if different than home address) House #: Direction: Street Name: Apartment:
 P.O. Box: Address 2: City: State: Zip Code:
Enter Information for the Primary Guardian of the Family this Student lives with

* Last Name: HODGE * First Name: COURTNEY Name Suffix:
 Name Prefix:
 * Relationship to Child:
 Does this guardian have custody of the child? Is this guardian allowed to pick up the student from school?
 Cell Phone: Work Phone: Contact Email Address:
Are there other Legal Guardians who live at this address?
[Yes, I want to Add another Legal Guardian who lives at this address](#) [No other Legal Guardians live at this Address](#)


If you have any questions regarding you're the Online Enrollment Application portal or transfer information please contact the District Office at (509) 332-3581 or by email at enrollment@psd267.org.

3. Fill in the **EMERGENCY CONTACT INFORMATION**. You can enter up to a maximum of five (5) emergency contacts. Please do not use legal guardians as an emergency contact.

4. **REQUESTED DOCUMENTS: VERIFICATION OF STUDENT AGE & MEDICALLY VERIFIED IMMUNIZATION RECORDS**- It is optional to upload documentation of the student’s age (e.g., a religious, hospital, or physician’s certificate showing date of birth; an entry in a family bible; an adoption record; an affidavit from a parent; a birth certificate; previously verified school records; or any other documents permitted by law) and the student’s medically verified immunization records.

a. **YES, I WANT TO UPLOAD MY STUDENT’S AGE VERIFICATION:**

- i. Select ‘Edit’



- ii. Select the “Browse” button to locate a file on your computer and then you can complete Step 4.

- b. **NO, I DO NOT WANT TO UPLOAD MY STUDENT’S AGE VERIFICATION AND/OR MEDICALLY VERIFIED IMMUNIZATION RECORDS:** Please email, mail, or drop off a copy of your student’s records to your student’s assigned school for grades K-5, to the middle school for grades 6-8, and to the high school for grades 9-12 in order to complete the online application.

- i. Select ‘Edit’



- ii. Select ‘Complete Step 4 and move to Step 5: Additional District Forms’ or ‘Complete Step 4 Only’

If you have any questions regarding you’re the Online Enrollment Application portal or transfer information please contact the District Office at (509) 332-3581 or by email at enrollment@psd267.org.

Step 4: Requested Documents [Edit](#) [View Only](#) [Save](#) [Save and Collapse Step](#)

Instructions for completing the Requested Documents

(OPTIONAL) DOCUMENT UPLOAD

VERIFICATION OF AGE: Use the Browse button to locate a file and then upload documentation of your student's age (e.g., a religious, hospital, or physician's certificate showing date of birth; an entry in a family bible; an adoption record; an affidavit from a parent; a birth certificate; previously verified school records; or any other documents permitted by law). You may also mail in or drop off verification of your student's age at your student's assigned school.

MEDICALLY VERIFIED IMMUNIZATION RECORDS: Use the Browse button to locate a file and then upload a copy of your student's medically verified immunization records. You may also mail in or drop off a physical copy of your student's immunization records at your student's assigned school.

All Washington State Public Schools will be required to meet student immunization guidelines from the Washington State Department of Health. Families will be required to provide a **medically verified immunization record** for their student.

Medically verified is defined as:

- A Certificate of Immunization Status (CIS) printed from the Immunization Information System (IIS) or from "MyIR" – databases that medical providers often use
- A physical copy of the CIS form with a healthcare provider signature
- A physical copy of the CIS with accompanying medical immunization records from a healthcare provider verified and signed by a Pullman Public Schools nurse

Please reach out to your child's medical provider to request a copy of the child's immunization records, and then submit the records to your student's assigned school by uploading a copy of the records to this online application or by mailing in or dropping off a physical copy to your student's assigned school complete your enrollment application.

Immunization records are **mandatory**, and students will be ineligible to attend school if appropriate records are not provided to the school.

Note: Families Experiencing Homelessness: Students experiencing homelessness are not subject to provide required documents. Visit our [MEL Homeless Program webpage](#) for more information.

Birth Certificate: [Choose File](#) No file chosen
 Immunization Records: [Choose File](#) No file chosen

[Complete Step 4 and move to Step 5: Additional District Forms](#) [Complete Step 4 Only](#)



- ADDITIONAL DISTRICT FORMS** also need to be completed as part of the enrollment process. **The forms marked with an * are required, and the others are optional.**

Once all of the required Additional District Forms have been completed, they will receive a check mark and a note that the form has been completed. **Be sure to select 'Complete Step 5' once you have completed all of the required forms.**

- Continue until all application steps have been completed. Any of the steps may be reviewed and edited if needed. Select 'Submit Application to District' once all forms are completed.

[Submit Application to the District](#)

*** All steps must be Completed before an Application can be Submitted ***

- NEW STUDENT APPLICATION SUMMARY REVIEW.** After submitting the online application, you will be directed to the New Student Enrollment Applications: Summary Page. This page allows you to view the status of your application and enroll additional students if needed.

PULLMAN PUBLIC SCHOOLS 267

New Student Enrollment Applications: Summary Page

Your Un-submitted Enrollment Applications

There are no un-submitted enrollment applications to list. [Click to Enroll Additional Students](#)

Your Submitted Enrollment Applications

Student Name	Applicant Status/Options
	The district is currently reviewing the application, please select one of the following options: View the Submitted Application

- How do I know if my student's online enrollment application was approved?**

Upon approval of your student's online enrollment application, the parent/guardian that completed the online application will receive a Skyward Email Account Reset Link. For families NEW to Pullman

If you have any questions regarding you're the Online Enrollment Application portal or transfer information please contact the District Office at (509) 332-3581 or by email at enrollment@psd267.org.

School District and for RETURNING families, this will instruct you to create or update your Skyward Family Access password.

IMMUNIZATION INFORMATION

IMMUNIZATION RECORDS: All Washington State Public Schools are required to meet student immunization guidelines from the Washington State Department of Health. Parents are required to provide a **medically verified immunization record** for their student(s).

Medically verified is defined as:

- A Certificate of Immunization Status (CIS) printed from the Immunization Information System (IIS) or from “MyIR” – databases that medical providers often use
- A physical copy of the CIS form with a healthcare provider signature
- A physical copy of the CIS with accompanying medical immunization records from a healthcare provider verified and signed by a Pullman Public Schools nurse

Please reach out to your student’s medical provider to request a copy of the student’s immunization records, and then submit the records to your student’s assigned school by uploading a copy of the records to the online application or by mailing in or dropping off a physical copy of the records to your student’s assigned school to complete the enrollment application. Immunization records are **mandatory**, and students will be ineligible to attend school if appropriate records are not provided to the school.

Note: Families Experiencing Homelessness: Students experiencing homelessness are not subject to provide required documents. Visit our [McKinney-Vento Program](#) webpage for more information.

If you have any questions regarding your student’s immunization records please contact the District Nurse, Michelle Hyatt by email at mhyatt@psd267.org or by contacting the district main office at (509) 332-3581.

TRANSFER INFORMATION

IN DISTRICT TRANSFER INFORMATION

What is the procedure for requesting an In-District Transfer?

- Parents wishing to have their student(s) attend a different school will need to complete an [in-district transfer request form](#). Applications for the 2021-2022 school year will be considered in August prior to the start of the school year. Approval will be based on school capacity and may also include consideration of IEP/504 or other circumstances. The form can be picked up at the District Office or can be printed from our [website](#). Forms need to be submitted to the District Office, located at 240 SE Dexter, Pullman.

Are district employees able to select the school their student will attend?

- The students of district certificated and classified staff must attend the school within their attendance boundary, or the staff member may fill out an [in-district transfer form](#) and their student will be allowed to attend the school where their parent works in accordance with RCW 28a.225.225.

How does an In-District Transfer Request impact transportation?

- Transportation for students requesting an in-district transfer will be the responsibility of the parent.

If you have any questions regarding you’re the Online Enrollment Application portal or transfer information please contact the District Office at (509) 332-3581 or by email at enrollment@psd267.org.

If my student's request for an in-district transfer is not approved, how can I appeal?

- If a parent or guardian submits a request for in-district transfer and is denied, they can appeal the decision following the process in [Policy 4220 Complaints Concerning Staff or Programs](#).

Please note: Students that qualify for services under the McKinney Vento Homeless Education Act shall be exempt from attendance area transfers. Please contact the Special Programs office at 509-332-3144 or instructionalprograms@psd267.org with questions.

Please note: Students that are eligible for special education services are subject to attendance area transfers in accordance with their Individual Education Plan (IEP).

Related Policies, Procedure, and Form:

[3131 Attendance Area Transfers](#)

[3131F Request for In-District Student Transfer Form](#)

OUT OF DISTRICT TRANSFER INFORMATION

If my student lives outside of Pullman School District boundaries, how do I apply for my student to attend a Pullman School District school?

- Out-of-District Transfer (Choice) requests will complete online enrollment and submit form [3141F](#) to the Pullman Public Schools district office. Out of District Transfer requests received after June 30th will not be considered until after the first day of school.

If my student's request to enroll in Pullman School District is not approved, how can I appeal?

- The appeals process is outlined in policy 3141: *Nonresident Students: "If the application is denied, the superintendent will notify the parent or guardian of the reason(s) for denial and the right to petition the board of directors, upon five school business day's prior notice, for review of the decision and to have a hearing before the board at its next regular meeting. Following the hearing by the board, a final decision will be promptly communicated to the parent in writing. The final decision of the district to deny the admission of a nonresident student may be appealed to the Superintendent of Public Instruction or his or her designee pursuant to the process detailed in [RCW 28A.225.230](#)."*

Related Policy and Form:

[3141 Non-Resident Students](#)

[3141F Non-Resident Student Transfer Form](#)

The Pullman School District Board of Directors and the Pullman School District shall provide equal educational opportunity and treatment for all students in all aspects of the academic and activities programs without regard to race, religion, creed, color, national origin, age, honorably-discharged veteran or military status, sex, sexual orientation (including gender expression or identity), marital status, the presence of any sensory, mental or physical disability, participation in the Boy Scouts of America or the use of a trained dog guide or service animal by a person with a disability. The district will provide equal access to school facilities to the Boy Scouts of America and all other designated youth groups listed in Title 36 of the United States Code as a patriotic society. District programs will be free from sexual harassment.

The following employees have been designated to handle questions and complaints of alleged discrimination: Civil Rights Coordinator and Title IX Coordinator, Assistant Superintendent, (509) 332-3144, and Section 504 Coordinator, Director of Special Services, (509) 332-3144. 240 SE Dexter Street, Pullman, WA 99163. Applicants with disabilities may request reasonable accommodations in the application process by contacting the Personnel Coordinator at (509) 332-3584.

If you have any questions regarding you're the Online Enrollment Application portal or transfer information please contact the District Office at (509) 332-3581 or by email at enrollment@psd267.org.